

A60 GLS FILAMENT

SUPER EFFICIENT
90
LUMEN
per WATT

Areas of application

- Indoor use
- General illumination
- Outdoor applications only in suitable luminaires



Product benefits and features

- Long lifetime of up to 30,000 hours
- Low energy consumption
- Easy replacement
- Instant 100% light, no warm-up time

No UV and thermal radiation Free from harmful elements	Hg Mercury 0%	ACD™ DRIVER for longer life & superior heat resistance.	-20°C to 50°C operating temperature 
 Non-dimmable	2** YEAR GUARANTEE	 I/O ≥15000	 Instant light

Technical data

Electrical data

Wattage	4W	6W	8W	10W
Nominal wattage	4W	6W	8W	10W
Nominal voltage	220-250V	220-250V	220-250V	220-250V
Operating frequency	50-60Hz	50-60Hz	50-60Hz	50-60Hz
equiv. wattage of lamp	40W	50W	60W	75W
Nominal luminous flux	470lms	680lms	880lms	1100lms
Rated luminous flux	470lms	680lms	880lms	1100lms
Beam angle	330°	330°	330°	330°

Colour and temperature


Light colour	Warm White
Colour temperature	2700K

Light technical data

Warm-up time (60 %)	≤ 1.00 s
Starting time	< 0.5 s

Dimensions & weight

Overall length	105 mm
Diameter	60 mm





*size varies depending on cap base & clear or pearl type

Lifespan

Nominal lamp life time	30,000 hours
Rated lamp life time	30,000 hours
Number of switching cycles	15,000
Lumen main.fact.at end of nom.life time	0.70

Additional product data

Base	 BC (B22) 22mm	 ES (E27) 27mm
Mercury content	0.0 mg	
Mercury-free	Yes	
Design / version	Clear	
Appropriate disposal acc. to WEEE	Yes	
Product remark	<p>All technical parameters apply to the entire lamp. Due to the complex production process for light-emitting diodes, the typical values shown for the technical LED parameters are purely statistical values that do not necessarily match the actual technical parameters of each individual product, which can vary from the typical value</p>	

Capabilities

Dimmable	No
----------	----

Certificates & standards

Energy efficiency class	A+
Energy consumption	4 kWh/1000h 6 kWh/1000h 8 kWh/1000h 10 kWh/1000h

Logistical Data

Product code	Product description	Cover	Colour	Power	Units	Inner	Master	Pallet
SLACES4F	A60 4W-E27	CLEAR	WARM WHITE	4W=40W	1 Pack	12	10x12	24
SLACBC4F	A60 4W-B22	CLEAR	WARM WHITE	4W=40W	1 Pack	12	10x12	24
SLACES6F	A60 6W-E27	CLEAR	WARM WHITE	6W=50W	1 Pack	12	10x12	24
SLACBC6F	A60 6W-B22	CLEAR	WARM WHITE	6W=50W	1 Pack	12	10x12	24
SLACES8F	A60 8W-E27	CLEAR	WARM WHITE	8W=60W	1 Pack	12	10x12	24
SLACBC8F	A60 8W-B22	CLEAR	WARM WHITE	8W=60W	1 Pack	12	10x12	24
SLACES10F	A60 10W-E27	CLEAR	WARM WHITE	10W=75W	1 Pack	12	10x12	24
SLACBC10F	A60 10W-B22	CLEAR	WARM WHITE	10W=75W	1 Pack	12	10x12	24

References / Links

For further products and actual information concerning LED lamps see: <http://www.supacell.eu.com/led/>

For Supacell LED Catalogue: http://www.multibrands.eu.com/Supacell_LED_Catalogue/

Disclaimer

Subject to change without notice. Errors and omission excepted. Always make sure to use the most recent release.